





Whirley-DrinkWorks! Art Approval - Response Needed

Embossment decorations do not include ink colors and your art will show as a raised image on the plastic surface. The black and white art shown below will be used to create the embossment. The product image simulates the final result.

000,000.0 DHS-20E EMBOSSSED ABC C




AREA A



AREA B

DHS-20E
20 oz.
Double Helix
Your Product
Color Configuration:
Body:
Handle:
Lid:
Straw:

Not an exact
duplication of the
final product.



Keep art large, simple and bold. Small type and graphics will not emboss well.

White areas are raised surfaces.

Black areas are flat surfaces.

Keep our background dot patter to help the embossment show up better.

Include a thin black stroke (1 or 2 points) around the white areas to define the edges of the raised surfaces.