




# Whirley-DrinkWorks! Art Approval - Response Needed


Embossment decorations do not include ink colors and your art will show as a raised image on the plastic surface. The black and white art shown below will be used to create the embossment. The product image simulates the final result.

000,000.0 YB-32E EMBOSSSED ABC W




AREA A

YB-32E  
32 oz.  
Embossed Bubble Yard  
Your Product  
Color Configuration:  
Body:  
Lid:  
Straw:



AREA B

Not an exact duplication of the final product.



Keep art large, simple and bold. Small type and graphics will not emboss well.

White areas are raised surfaces.

Black areas are flat surfaces.

Keep our background dot patten to help the embossment show up better.

Include a thin black stroke (1 or 2 points) around the white areas to define the edges of the raised surfaces.