





Whirley-DrinkWorks! Art Approval - Response Needed

Embossment decorations do not include ink colors and your art will show as a raised image on the plastic surface. The black and white art shown below will be used to create the embossment. The product image simulates the final result.

000,000.0 YTS-32E EMBOSSED ABC C



AREA A



AREA B

YTS-32E
32 oz.
Embossed Yard

Your Product

Color Configuration:


Body:

Lid:

Strap:

Straw:

Not an exact duplication of the final product.



Keep art large, simple and bold. Small type and graphics will not emboss well.

White areas are raised surfaces.

Black areas are flat surfaces.

Keep our background dot patten to help the embossment show up better.

Include a thin black stroke (1 or 2 points) around the white areas to define the edges of the raised surfaces.