





Whirley-DrinkWorks! Art Approval - Response Needed

Embossment decorations do not include ink colors and your art will show as a raised image on the plastic surface. The black and white art shown below will be used to create the embossment. The product image simulates the final result.

000,000.0 YSP-17E EMBOSSED INI C



AREA A (WHIRLEY SIDE)



AREA B

YSP-17E
17 oz.
Embossed Spiral Yard


Your Product

Color Configuration:

- Body: Clear
- Handle: Black
- Lid: Clear
- Straw: Natural

SAME ART TO EMBOSS ON BOTH SIDES OR

ONE LOGO TO EMBOSS ON EACH SIDE.



Keep art large, simple and bold. Small type and graphics will not emboss well.

White areas are raised surfaces.

Black areas are flat surfaces.

Keep our background dot patten to help the embossment show up better.

Include a thin black stroke (1 or 2 points) around the white areas to define the edges of the raised surfaces.